



East Lake Middle School Academy of Engineering

Principal Karen Huzar

1200 Silver Eagle Drive, Tarpon Springs, FL 34688 727-940-7624

April 2022

1200 Silver Eagle Drive, Tarpon Springs, FL 34688 727.940.7624 pcsb.org/Eastlake-ms

Principal's Message

Superintendent of Schools:

Michael L. Grego, Ed. D

School Board:

Eileen Long, Chairperson

Lisa Cane, Vice-Chair

Carol Cook

Nicole M Carr, Ph.D

Bill Dudley

Caprice Edmond

Laura Hine

Principal:

Karen Huzar

Newsletter Editor:

David Reid

As we head into testing starting next week, it is important for all students to get a good night's sleep before and eat a healthy breakfast. Remember breakfast is free and always available every morning in front of the school. If you need to schedule any appointments before the end of the school year, please check our April and May testing calendars first. This will help alleviate stress for your students. Please make sure your student comes to school on time and with a



charged computer (7th and 8th grades) for our writing assessment Tuesday, April 5th.

Please continue to stay on top of students and have them show you their grades in Focus on a weekly basis. This is a great way to have conversations with your student and see if they need additional support. Parents should also have a password to your own Focus and Canvas accounts. If you have not set this up or need assistance please reach out to us.

Students of the Month

6th Grade

7th Grade

8th Grade



Jordyn
Murphy



Milah
Monforti



Brandon
Low



Sidharth
Nambair



Zachary
Taylor



Ashley
Hodges

April Caught Being Awesome

Lacie Kunsman is April's Caught Being Awesome student! For the past two years Lacie has been part of my Spanish class, and her honesty is quite refreshing. During The Pulsera Project jewelry fundraiser, Lacie stepped up and helped me. She went above & beyond by coming in early, setting up, selling and breaking down the display everyday. Lacie has always stepped up when asked. That is why I nominated her because she deserves to be celebrated for the good things she does when no one is looking. Thank you Lacie!



SPRING 2022 TESTING CALENDARS

EAST LAKE MIDDLE SCHOOL TESTING SCHEDULE

April

2022


Sunday	Monday	Tuesday	Wednesday	Thursday	Friday	Saturday
					1	2
3	4	5 FSA WRITING TEST ALL GRADES	6 WALK TO SCHOOL DAY	7	8	9
10	11 SAC Meeting 8AM		13	14	15 SCHOOL CLOSED OBSERVANCE DAY	16
17	18	19	20	21	22 SPECIAL OBSERVANCE DAY	23
24	25 Part 1 Spanish 1 and Spanish 2 EOC	26 Part 1 Spanish 1 and Spanish 2 EOC	27 Part 1 Spanish 1 and Spanish 2 EOC	28	29	30

EVENTS

FSA Writing is for all grades
6th grade is paper and pencil
7th and 8th grade is computer based testing
One 120 minute test

Part 1 Spanish 1 and Spanish 2 EOC
Will take place during their Spanish Classes

	TUESDAY – APRIL 5TH
9:40 – 12:11	FSA WRITING SESSION
12:16 – 12:46	LUNCH
12:50 – 2:28	PERIOD 4
2:32 – 4:10	PERIOD 6



EAST LAKE MIDDLE SCHOOL TESTING SCHEDULE

May 2022

Sunday	Monday	Tuesday	Wednesday	Thursday	Friday	Saturday
1	2	3 SPECIAL OBSERVANCE DAY	4 FSA READING ALL GRADES	5 FSA READING ALL GRADES	6	7
8	9 FSA MATH 6 th , 7 th & PRE ALGEBRA	10 FSA MATH 6 th , 7 th & PRE ALGEBRA	11 ALGEBRA EOC & GEOMETRY EOC	12 ALGEBRA EOC & GEOMETRY EOC	13	14
15	16 SCIENCE SSA	17 CIVICS EOC	18	19	20 FINAL EXAMS	21
22	23 FINAL EXAMS	24 FINAL EXAMS	25 FINAL EXAMS	26 LAST DAY STUDENTS	27	28
29	30	31				

EVENTS

FSA READING ALL GRADES
6th grade paper and pencil
7th and 8th grade computer based
Two 85 minute tests over two days

FSA MATH ALL GRADES
6th grade paper and pencil
7th and 8th grade computer based
Three 60 minutes sessions over 2 days

ALGEBRA AND GEOMETRY EOC
Computer based
Two 90 minute sessions over 2 days

SCIENCE SSA – 8th GRADE ONLY –
paper and pencil test – Two 80 minute
test sessions in one day

CIVICS EOC 7th GRADE ONLY
Computer based – 160 minute test in
one day.

FINAL EXAMS – paper and pencil for
most classes

Test Taking Tips for the Florida Standards ELA Writing

THINK CAREFULLY

Thinking critically is absolutely essential for any test, but especially for a writing test. As you get started on the test, begin by getting your bearings.

Ask yourself some questions:

- What am I being asked to write about?
- What are these articles about?
- What kind of writing am I supposed to be doing?

Once you have an idea of the kind of writing you need to do, you can read the texts with confidence and focus. **As you read**, think about what you're reading - even if you don't find it interesting. Keep your brain engaged while you're reading, and it will be much easier to build a plan for your essay.

PLAN BEFORE WRITING

Building and using a plan for your essay is a **must**. Use the method that works best for you, whether it's a **list of main points**, a **type of thought organizer you've practiced**, or an **outline**. Without a plan, essays tend to lack focus.

Plan for:

- an interesting introduction,
- body paragraphs that are supported with information from the texts,
- and a conclusion that wraps it all up.

Plans work - but only if you use them. So be sure to spend a few minutes mapping out your essay with a plan. Your time and effort spent on planning will be well worth it.

USE EVIDENCE

Make sure you use evidence from the provided texts to support the points you'll make in the body paragraphs.

When you do, **refer to the text by using the title, author's name, or source number**.

So, let's say you're writing to explain the characteristics of comets. From your reading, you know that one characteristic of comets is their location in outer space. What textual evidence can you include to support that point? **Go back to the text, find the evidence, and use it to build upon your idea**. Then include a reference to where you found the information.

For example, to support my point about comets, I might find evidence in the text and write this: *"According to the article Cool, Curious Comets, most comets are located in two places in the solar system. One place is the Kuiper Belt, and the other is the Oort Cloud."* Notice how I wrote "According to the article Cool, Curious Comets," then included a piece of evidence? Remember, if you use phrases or sentences copied directly from the text, enclose them with quotation marks.

To recap:

- In your body paragraphs, begin by making a point.
- Then support that point using evidence from the text.
- Refer to the source number, title, or author.
- Elaborate on your points and evidence by saying more.
- Be thorough, and you'll be fine.

MAINTAIN FOCUS

Staying focused while reading and writing can be challenging, but you can do it. As you read, keep your writing task in mind so you can note possible evidence. If your mind wanders, remind yourself to get back on track.

Make sure:

You re-read your writing prompt throughout the test so you can be sure your points and evidence are on target.

When you're ready to write, be sure to use a plan. It's one of the best tools to help you stay focused.

If you have trouble keeping on track while you're writing, try asking yourself if what you're writing relates directly to the prompt. If it doesn't, make a change.

Brain breaks can help too, so after thinking, reading, and writing for a while, you might want to take a one-minute break. Sometimes it's all you need to re-energize.

BE STRATEGIC

A "strategy" is a plan with an objective - in this case, we're talking about planning ahead so that you're well-rested, relaxed, and prepared to do your best.

Be sure to get a good night's sleep the night before the test.

Eat breakfast the next morning so you aren't hungry.

Turn your phone off and keep it away during test times.

Bring a sweatshirt or jacket in case it's cold.

Do tests make you nervous? If so, try to go into the test with confidence, and don't panic.

You're prepared, and you can do it!

PRIZES FOR
TOP 3 TEAMS

EAST LAKE HS ESPORTS LEAGUE PRESENTS

SUPER SMASH BROS.[™]

ULTIMATE MIDDLE SCHOOL TOURNAMENT

Sign up Today

When: April 14, 2022

Competition is 2v2. Competitors must form their own teams, but each person must sign up and pay individually.

Time: 4:30pm-7pm

Where: Auditorium

Cost: \$10 each

Competitors may bring their own controller, if desired.



To sign up and pay, visit:
bit.ly/eastlakesupersmash
or scan here



Additional questions?
millsda@pcsb.org
carneyc@pcsb.org

RULESET

DOUBLE ELIMINATION BRACKET

ELMS STUDENTS ONLY

2v2

3 STOCK EACH

7 MIN

NO ITEMS

STAGE STRIKING

DO NOT BRING CONSOLES!

ELMS SAC



What's a School Advisory Council?

The **School Advisory Council** is a collective of stakeholders tasked with assisting the principal in developing & evaluating the results of the school improvement plan & the annual school budget. It's the responsibility of the SAC to help increase student success.

When & where do they meet?

8AM on campus on these dates.

9/14

10/12

11/9

1/11

2/8

3/8

4/12

5/3

For information, contact Amira Ray, rayam@pcsb.org.

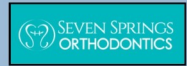
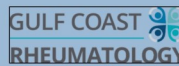
East Lake Middle School Academy of Engineering
1200 Silver Eagle Drive, Tarpon Springs, FL 34688 727.940.7624

East Lake Middle School Academy of Engineering



Donor Recognition

Gold



Silver



Eagle

Walker Family

Bouchard Family

Swierk Family



2020-2021

School Grades



Middle Schools in PINELLAS COUNTY



Middle Schools in the STATE OF FLORIDA

Top Five Middle Schools in Pinellas County Florida

1	East Lake Middle School Academy of Engineering
2	Clearwater Fundamental Middle
3	Tarpon Springs Middle School
4	Thurgood Marshall Fundamental
5	Joseph L. Carwise Middle School

Top Ten Middle Schools in the State of Florida

1	Doral Academy of Technology
2	Terrace Community Middle School
3	Bak Middle School of the Arts
4	Okaloosa Stemm Center
5	Somerset Academy South Miami
6	East Lake Middle School Academy of Engineering
7	Julia Landon College Preparatory
8	Just Arts and Management Charter
9	Clearwater Fundamental Middle
10	Coleman Middle School

