



**SUPPORTING PINELLAS STUDENTS SINCE 2004**



# HISTORY OF THE PINELLAS SCHOOL REFERENDUM

Since 2004, voters have authorized a local property tax to:

- Recruit and retain quality teachers;
- Strengthen reading programs;
- Enhance music and art programming; and
- Ensure up-to-date classroom technology.

An independent citizens committee ensures that money is spent as voters intended.



# INDEPENDENT CITIZENS FINANCIAL OVERSIGHT COMMITTEE

**Meets quarterly to monitor spending.**

**Prepares regular reports, which are available to the public.**

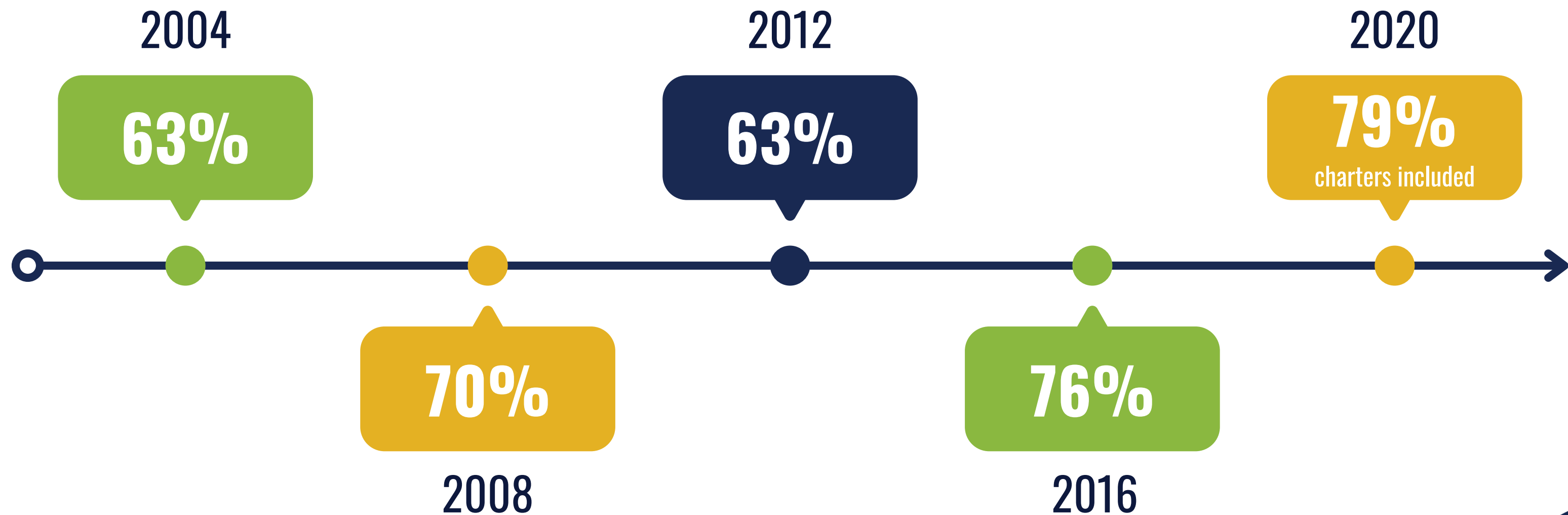
## **Citizen Representatives**

- League of Women Voters
- Pinellas County Council of PTAs
- Pinellas Education Foundation
- Pinellas Realtor Organization
- Concerned Organizations for Quality Education for Black Students (COQEBS)
- Arts for a Complete Education
- Pinellas County Economic Development Council



# REFERENDUM COMMUNITY SUPPORT

## PASSAGE RATES BY PINELLAS COUNTY VOTERS




# REFERENDUM FUND USAGE

## 2022-23 ANNUAL REPORT



\$44.4 million  
teacher salaries;  
\$5,734 per teacher  
(without benefits)



\$11.1 million reading,  
arts, technology



\$4.6 million  
charters





# REFERENDUM HIGHLIGHTS

## **Local Funding - Local Control**

The Referendum provides money over and above state funding. Every penny stays here in Pinellas County, is locally controlled, and benefits our teachers and students.



## **Accountability and Transparency**

An independent citizens committee oversees Referendum spending and prepares regular reports, which are available to the public.



## **Enhanced Student Experience**

The Referendum supports intensive small group reading programs, purchases computers and software, funds field trips to museums and art galleries, provides quality art supplies and band uniforms, covers instrument rental fees for children who can't afford them, and so much more.



## **Charter Schools**

By law, Referendum funds are shared with district-approved charter schools (not private or religious schools). Charter schools must use the funds to support teachers, the arts, reading and technology, and they must submit regular reports to the citizens oversight committee.





**CREATING NEW OPPORTUNITIES FOR PINELLAS STUDENTS**

# ONE MILL IS CONSISTENT WITH SURROUNDING DISTRICTS

## LOCAL TAXES THAT SUPPORT SCHOOLS

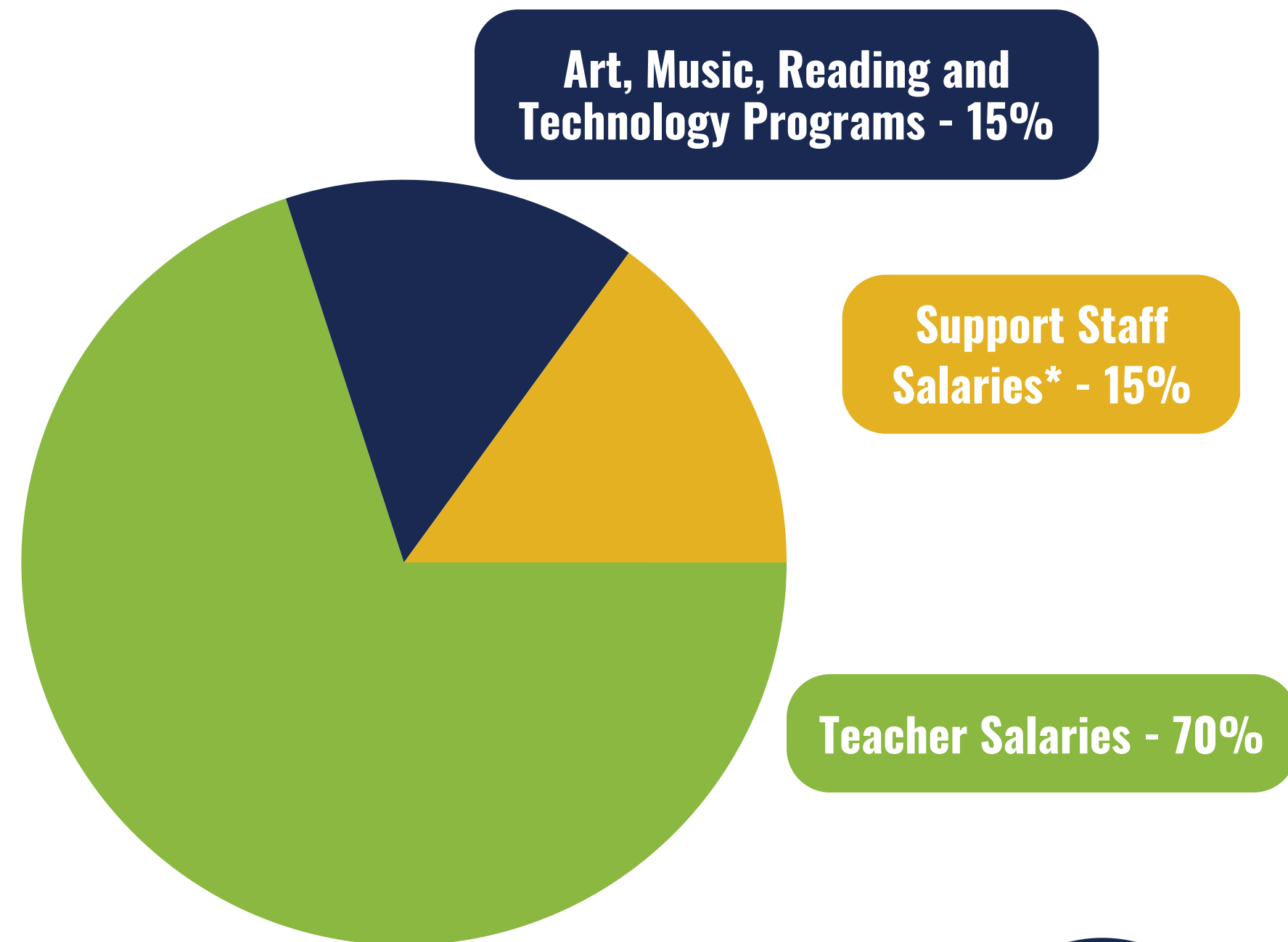
County	Operating Millage	Sales Tax (Capital Projects)	Impact Fees (Capital Projects)
Hernando	one mill	Yes, ½ cent	Yes
Hillsborough	one mill failed in 2022; on the ballot in 2024	Yes, two sales tax, ½ cent and ⅛ cent	Yes
Manatee	one mill	Yes, ½ cent	Yes
Pasco	one mill	Yes, 9/20 cent	Yes
<b>Pinellas</b>	<b>one-half mill</b>	<b>No</b>	<b>No</b>
Sarasota	one mill	Yes, ¼ cent	Yes





# PROPOSAL FOR 2024 REFERENDUM

- Millage change to one mill, consistent with surrounding counties
- Continue teacher supplement
- Continue funding for art, music, reading and technology programs
- Continue citizen oversight of all referendum funding
- Add support staff salary supplements



No funds to administrators



# 2024 BALLOT LANGUAGE



Shall a Pinellas County School District ad valorem millage of one mill per year be levied beginning July 1, 2025, and ending June 30, 2029, for necessary operating expenses including funds to recruit and retain quality teachers and support staff; preserve music, art and reading classes; provide current technology, while sharing funds with public charter schools proportionate to student enrollment as required by law, with expenditure oversight by an independent citizens financial oversight committee?

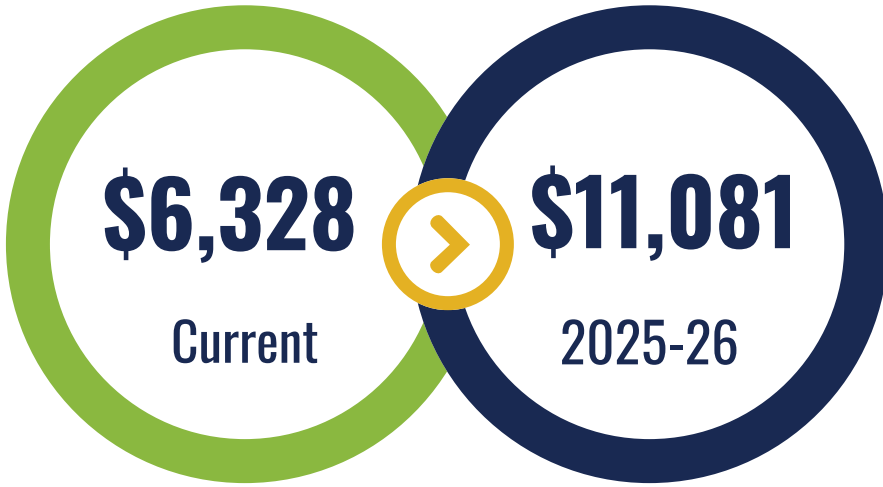




# PROPOSAL IMPACT

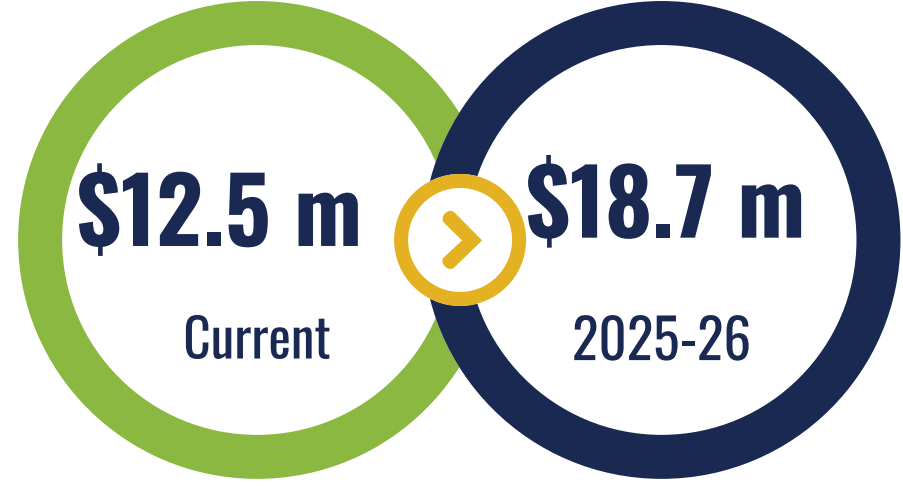
## BASED ON THE 2023-24 TAX ROLL

### Teacher Salary

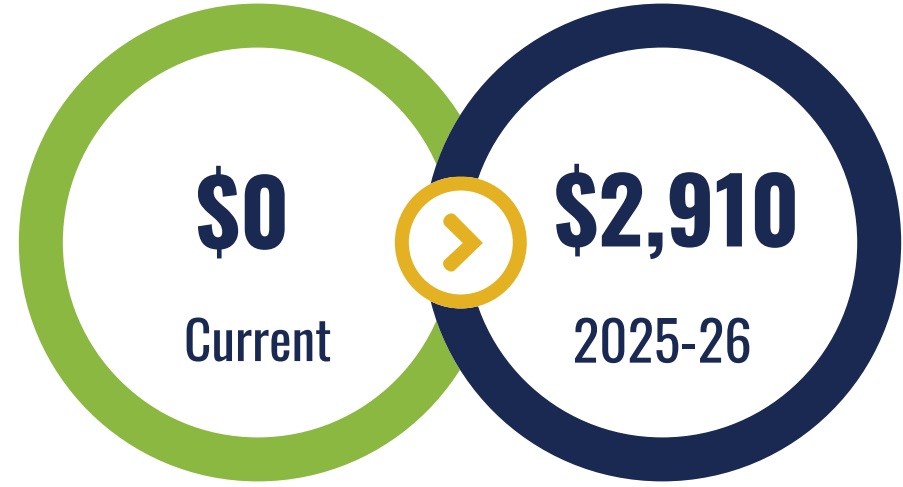


without benefits

### Funding for Programs

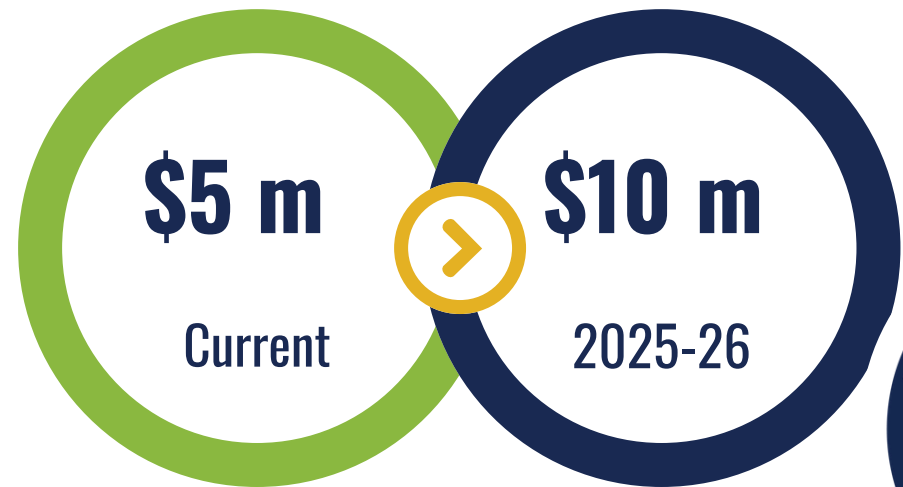


### NEW Support Staff Salary



without benefits

### Funding for Charters



# **COST AT ONE MILL**



**Based on 2024 property values, the average single-family homeowner with a homestead exemption would pay \$223 per year or less than \$20 a month.**





# PINELLAS SCHOOLS REFERENDUM

**NOVEMBER 5, 2024**

## **If the Referendum passes:**

Collection of a one-mill property tax will begin on July 1, 2025 and continue for four years. Based on the 2023-24 tax roll, Pinellas teachers will receive an annual salary supplement of \$11,081 and support personnel will receive \$2,910. Funding for art, music, reading and technology will increase by almost 50%, from \$12.5 million to \$18.7 million.

## **If the Referendum does not pass:**

Referendum money is the primary funding source for supplemental teacher pay and a major source of funding for art, music, reading and technology. The current one-half mill property tax will expire on June 30, 2025, and all Referendum funds will cease.



**EXCELLENCE**

**ELLE**



**ATED**

**PINELLAS COUNTY SCHOOLS IS AN**



**DISTRICT**

# PCS IS TOP 15 IN THE STATE!

District Name	Grade 3 ELA Achievement	ELA Achievement	ELA Learning Gains	ELA Learning Gains- Lowest 25%	Mathematics Achievement	Math Learning Gains	Math Learning Gains- Lowest 25%	Science Achievement	Social Studies Achievement	Middle School Acceleration	Grad Rate	College and Career Acceleration	Total Points Earned	Total Components	Percent of Total Possible Points	Grade 2024
LAFAYETTE	68	63	61	61	71	70	66	71	73	85	95	92	876	12	73	A
ST. JOHNS	76	73	64	55	77	68	58	77	89	73	94	59	863	12	72	A
NASSAU	69	67	61	56	75	68	65	72	82	76	91	74	856	12	71	A
WALTON	68	62	59	57	73	64	59	70	82	75	96	74	839	12	70	A
SARASOTA	71	64	60	54	68	65	56	68	81	76	90	74	827	12	69	A
SUMTER	68	65	62	58	69	65	59	64	73	70	94	77	824	12	69	A
COLLIER	65	61	61	55	71	67	63	66	72	81	91	67	820	12	68	A
MIAMI-DADE	63	62	61	56	64	62	60	61	75	75	90	74	803	12	67	A
INDIAN RIVER	64	58	59	57	61	61	58	67	70	83	96	66	800	12	67	A
GILCHRIST	66	64	57	55	66	59	55	65	81	69	82	79	798	12	67	A
WAKULLA	64	61	58	54	57	52	50	59	67	86	98	89	795	12	66	A
SEMINOLE	69	62	60	55	62	62	54	65	74	77	92	60	792	12	66	A
SANTA ROSA	67	62	58	53	67	61	54	64	75	72	90	68	791	12	66	A
CLAY	65	61	59	56	66	63	58	67	82	61	91	58	787	12	66	A
<b>PINELLAS</b>	<b>63</b>	<b>58</b>	<b>59</b>	<b>56</b>	<b>59</b>	<b>60</b>	<b>54</b>	<b>61</b>	<b>72</b>	<b>79</b>	<b>88</b>	<b>68</b>	<b>777</b>	<b>12</b>	<b>65</b>	<b>A</b>
PALM BEACH	58	57	61	57	59	62	57	60	70	73	91	70	775	12	65	A
OKALOOSA	60	61	59	55	67	62	53	65	76	63	88	63	772	12	64	A
BROWARD	61	59	61	56	60	61	57	58	73	75	89	61	771	12	64	A
BREVARD	60	60	58	54	58	59	56	59	70	70	90	74	768	12	64	A
CALHOUN	63	56	56	62	59	58	53	59	68	56	96	78	764	12	64	A
ORANGE	61	56	58	53	59	61	55	63	69	76	89	64	764	12	64	A
LIBERTY	55	57	54	50	59	60	64	53	73	73	73	91	762	12	64	A



**PINELLAS COUNTY SCHOOLS IS AN **A** DISTRICT**

# LOCAL DISTRICT PERFORMANCE

## 2023-24 DISTRICT AND SCHOOL GRADES

School Grade	Hernando District Grade: B	Hillsborough District Grade: B	Pasco District Grade: B	Pinellas District Grade: A	Polk District Grade: C	Manatee District Grade: B	Sarasota District Grade: A
A	4	78	25	64	24	24	33
B	7	52	21	41	38	11	13
C	15	115	38	25	63	25	6
D	0	16	8	0	8	4	0
F	0	2	0	0	0	0	0
<b>Number of Schools Including Charters</b>	<b>26</b>	<b>263</b>	<b>92</b>	<b>130</b>	<b>133</b>	<b>64</b>	<b>52</b>

**Source:** Florida Department of Education (<https://www.fl DOE.org/accountability/accountability-reporting/school-grades/>)





# SCHOOL GRADES

2023-24 PCS OPERATED SCHOOL GRADES



**48% of Pinellas County Schools are an A!**

**35% of Pinellas County Schools are a B!**

**PINELLAS COUNTY SCHOOLS IS AN **A** DISTRICT**



